





A0

OSBERSTOWN BUSINESS PARK

- ## TREE SURVEY

-  **Category A Trees (high value)**
Trees of high quality/value with a min. of 40yrs life expectancy.
-  **Category B Trees (moderate value)**
Trees of moderate quality/value with a min. of 20yrs life expectancy.
-  **Category C Trees (low value)**
Trees of low quality/value with a min. of 10yrs life expectancy.
-  **Category U Trees (unsuitable for retention)**
Trees in such a condition that any existing value would be lost within 10yrs

-
- Diagram illustrating the components of a tree measurement area:
- Root Protection Area (RPA)
 - Tree Canopy
 - Tree Stem & Category Colour
 - Tree Tag Number & Category
- Diagram illustrating the components of a tree measurement area:
- Existing shrubs/trees
 - Tree Group/Hedge/Woodland Number
 - Canopy Extent

REFER DRAWING L-0104